

Scaled data based on original data using  
LM-79-08 Approved Method: Electrical and Photometric Measurements of Solid-  
State Lighting Products

Test Report Prepared for  
Cooper Lighting Solutions  
(formerly Eaton)

Brand: INVUE

Report Number: P596213

Luminaire Tested: **MSA-SA2A-722-U-5WQ**

Issue Date: 5/27/2021

**Test Information**

Test Method: LM-79-08  
Report Number: P596213  
TEST IS SCALED FROM IESNA LM-79-08 TEST DATA (G2-1910-543-4)  
Test Lab: INNOVATIONS CENTER  
Issue Date: 5/27/2021  
Manufacturer: COOPER LIGHTING SOLUTIONS (FORMERLY EATON)  
Product Line: INVUE  
Catalog Number: MSA-SA2A-722-U-5WQ  
Description: MESA POST TOP DECORATIVE LUMINAIRE. (2) LIGHTSQUARES WITH 16 LEDS EACH AND TYPE V WIDE OPTICS.  
Light Source: -  
Ballast/Driver: ELECTRONIC DRIVER

**Summary**

Lumens per Lamp: N/A  
Luminaire Lumens: 6268 lumens  
Efficiency: N/A  
Efficacy: 95.0 lumens/watt  
Luminous Opening: Rectangular (W 0.5' x L: 1' x H: 0')  
IES Classification: Type V - Short  
BUG Rating: B3 - U0 - G2

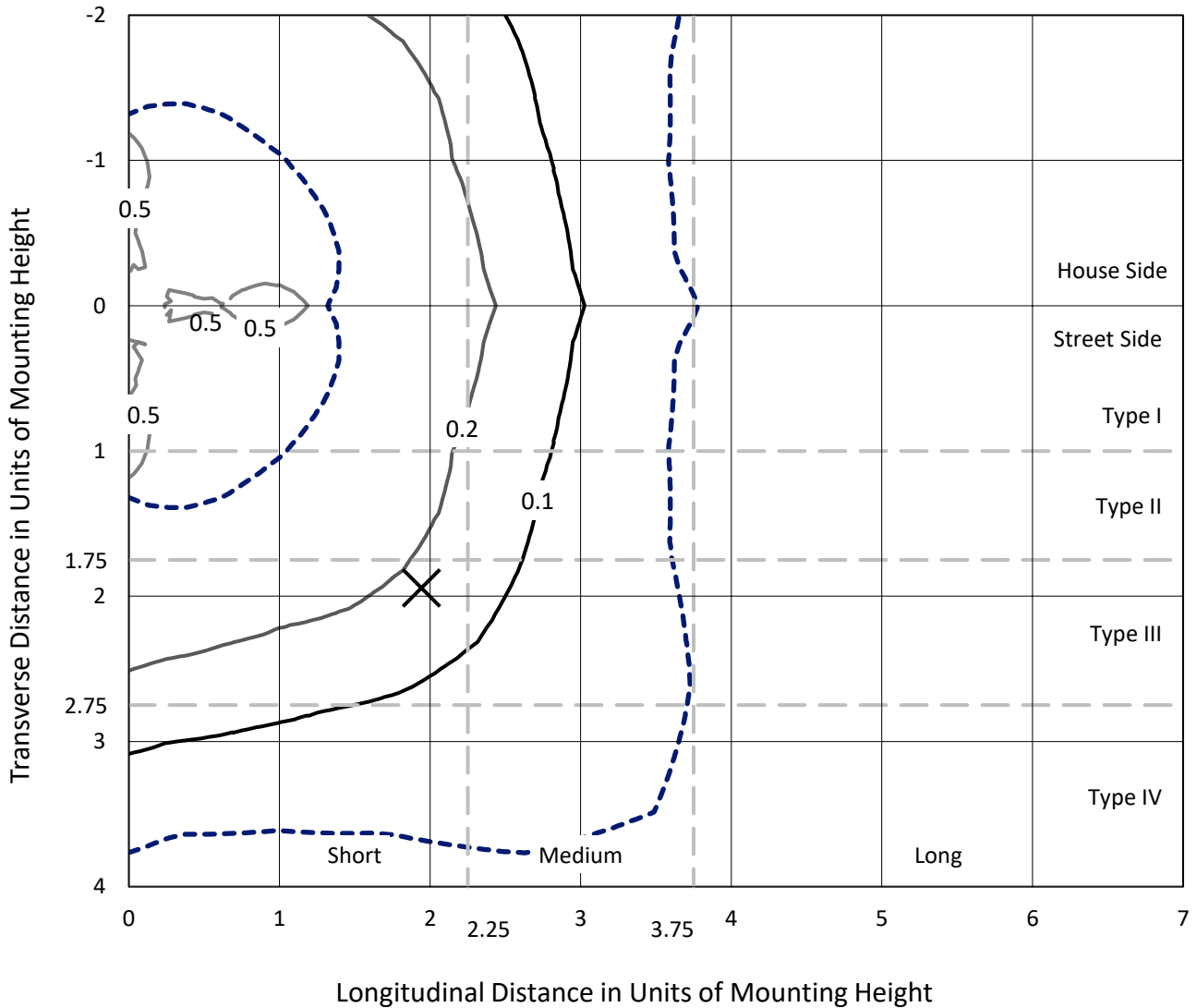
Input Watts (W): 66  
Input Voltage (V): NR  
Input Current (Ain): NR  
Voltage Rise (V): NR  
Power Factor: NR  
Total Harmonic Distortion (THDi): NR  
Frequency (hertz): 60  
Stabilization Time: NR  
Operation Time: NR  
Ambient Temperature (°C): NR  
Test Distance: 28.75 FT



REPORT NUMBER: P596213  
 CATALOG NUMBER: MSA-SA2A-722-U-5WQ

### Iso-Footcandle Lines of Horizontal Illumination

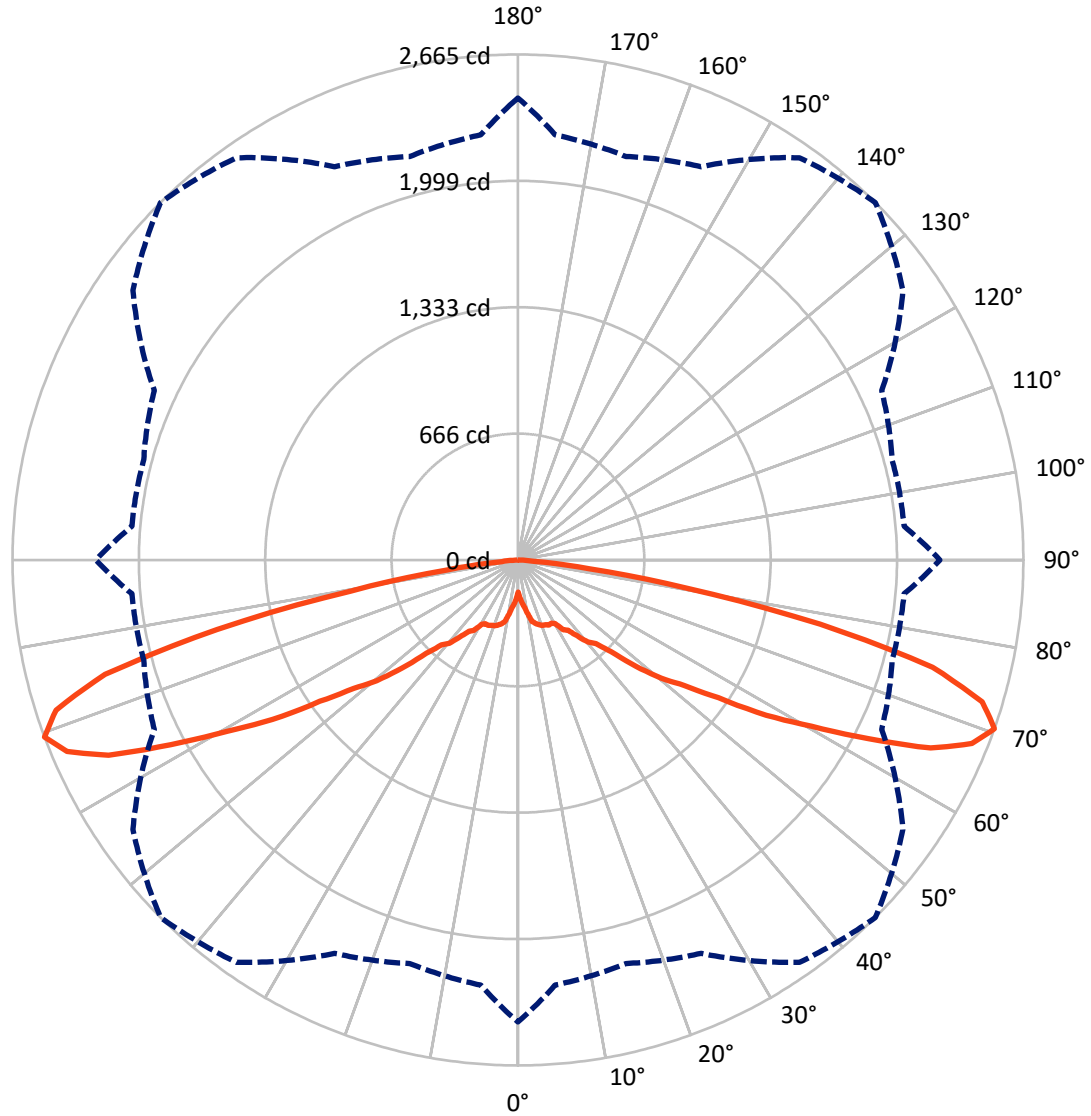
✕ Max cd  
 - - - 1/2 Max cd



Based on 25 foot mounting height. Maximum calculated value = 0.5 fc  
 Type V - Short - N/A

REPORT NUMBER: P596213  
CATALOG NUMBER: MSA-SA2A-722-U-5WQ

### Luminous Intensity Polar Plot



— Vertical Plane Through 45-Deg Lateral      - - - Horizontal Cone Through 70-Deg Vertical

REPORT NUMBER: P596213  
 CATALOG NUMBER: MSA-SA2A-722-U-5WQ

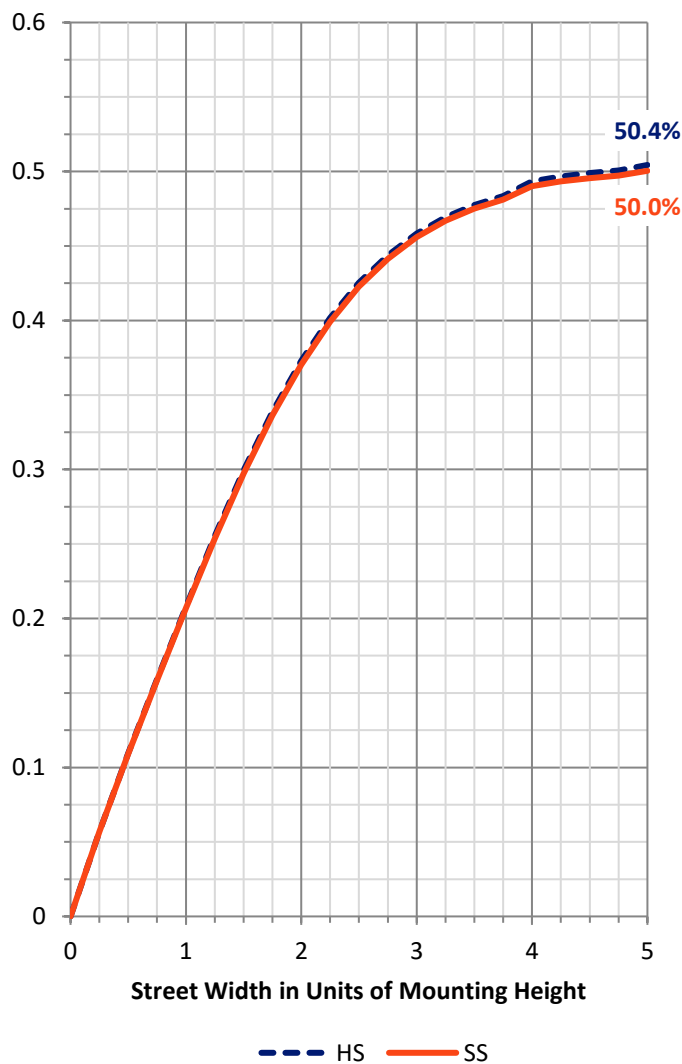
**FLUX DISTRIBUTION:**

		Downward	Upward	Total
<b>House Side</b>	Lumens	3134.0	0.0	3134.0
	% Fixture	50.0	0.0	50.0
<b>Street Side</b>	Lumens	3134.0	0.0	3134.0
	% Fixture	50.0	0.0	50.0
<b>Total</b>	Lumens	6268.0	0.0	6268.0
	% Fixture	100.0	0.0	100.0

**ZONAL LUMENS:**

Zone	Lumens	% Fixture
0°-10°	24.6	0.4
10°-20°	98.7	1.6
20°-30°	186.5	3.0
30°-40°	324.9	5.2
40°-50°	621.2	9.9
50°-60°	1204.5	19.2
60°-70°	2109.1	33.6
70°-80°	1585.1	25.3
80°-90°	113.4	1.8
90°-100°	0.0	0.0
100°-110°	0.0	0.0
110°-120°	0.0	0.0
120°-130°	0.0	0.0
130°-140°	0.0	0.0
140°-150°	0.0	0.0
150°-160°	0.0	0.0
160°-170°	0.0	0.0
170°-180°	0.0	0.0
0°-90°	6268.0	100.0
0°-180°	6268.0	100.0

**Coefficient of Utilization**

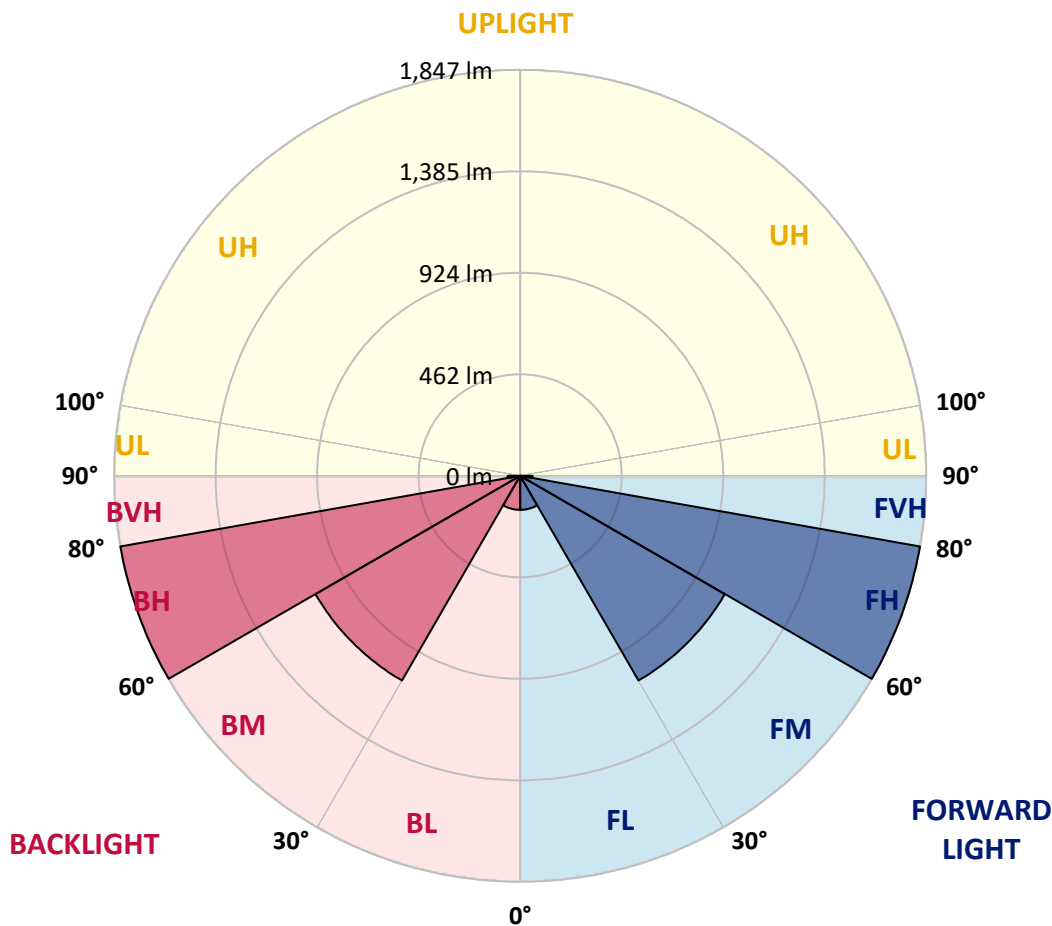


REPORT NUMBER: P596213  
 CATALOG NUMBER: MSA-SA2A-722-U-5WQ

**LUMINAIRE CLASSIFICATION SYSTEM LUMEN TABLE AND BUG RATING:**

Zone	Lumens	% Fixture	Zone Rating/Lumen Limit		
			B	U	G
FL (0°-30°)	154.9	2.5			
FM (30°-60°)	1075.3	17.2			
FH (60°-80°)	1847.1	29.5			G2/5000
FVH (80°-90°)	56.7	0.9			G1/100
BL (0°-30°)	154.9	2.5	B1/500		
BM (30°-60°)	1075.3	17.2	B2/2500		
BH (60°-80°)	1847.1	29.5	B3/2500		G2/5000
BVH (80°-90°)	56.7	0.9			G1/100
UL (90°-100°)	0.0	0.0		U0/0	
UH (100°-180°)	0.0	0.0		U0/0	

**BUG Rating: B3-U0-G2**  
 Type V Short





REPORT NUMBER: P596213  
 CATALOG NUMBER: MSA-SA2A-722-U-5WQ

**CANDELA DISTRIBUTION (FULL):**

	0°	5°	15°	25°	35°	45°	55°	65°	75°	85°	90°
0°	169.5	169.5	169.5	169.5	169.5	169.5	169.5	169.5	169.5	169.5	169.5
2.5°	206.2	203.0	193.1	193.6	198.2	198.7	199.1	193.1	191.6	204.0	204.7
5°	261.9	254.6	247.3	244.4	240.0	227.8	241.2	242.7	245.6	255.1	259.5
7.5°	299.1	290.1	280.1	274.0	262.1	252.2	263.1	272.1	277.9	288.6	294.7
10°	306.1	300.8	300.3	289.6	287.4	291.1	290.3	290.6	299.3	299.6	303.2
12.5°	328.3	332.2	324.6	321.0	323.2	332.2	324.9	321.7	323.9	333.9	329.7
15°	357.2	361.8	350.4	344.6	338.7	347.2	339.7	345.3	352.3	359.6	356.0
17.5°	389.3	389.5	374.0	352.3	357.4	358.7	356.0	351.4	371.5	389.1	387.4
20°	406.8	406.6	379.8	350.4	365.5	368.1	365.7	349.9	380.3	404.4	403.6
22.5°	424.8	419.5	387.4	363.5	369.1	371.3	365.7	364.3	387.4	420.9	420.7
25°	434.5	439.1	403.9	389.1	384.4	379.3	384.2	386.6	408.8	441.6	432.1
27.5°	464.9	457.4	408.8	407.3	397.6	377.4	394.2	406.1	407.3	460.3	470.0
30°	492.4	495.3	430.6	432.8	415.1	389.5	415.6	434.5	438.2	495.8	494.8
32.5°	521.6	522.8	469.5	446.9	439.4	438.4	428.4	445.0	473.7	519.9	521.8
35°	565.8	575.8	504.3	473.9	464.4	454.7	463.5	478.3	505.0	574.3	569.5
37.5°	667.2	651.4	579.9	517.0	510.6	506.7	513.8	524.5	579.2	653.1	675.7
40°	738.0	730.5	633.2	588.2	548.3	569.2	552.7	594.0	639.3	730.9	745.5
42.5°	847.7	814.1	714.2	658.5	617.1	602.3	611.5	665.5	723.2	825.3	854.0
45°	952.9	901.1	815.6	766.4	703.7	688.1	700.5	764.0	830.6	911.4	961.9
47.5°	1060.4	1006.9	912.8	841.8	790.5	837.0	796.3	856.7	923.0	1016.9	1061.9
50°	1172.0	1112.7	1019.8	942.5	938.1	979.2	930.6	961.5	1023.0	1120.2	1173.2
52.5°	1300.2	1236.2	1143.3	1091.1	1101.3	1098.6	1088.9	1083.3	1143.8	1239.4	1302.4
55°	1452.6	1383.6	1309.4	1285.3	1313.5	1283.2	1297.5	1295.6	1304.3	1372.6	1446.3
57.5°	1636.9	1558.9	1484.5	1479.1	1515.4	1544.1	1518.5	1481.8	1466.5	1532.9	1617.3
60°	1869.2	1773.4	1691.7	1674.9	1778.2	1778.0	1754.9	1672.7	1666.9	1742.0	1843.6
62.5°	2125.7	2009.0	1919.7	1893.0	2054.9	2073.2	2001.2	1853.8	1884.0	1944.5	2065.2
65°	2343.6	2203.3	2120.1	2112.8	2310.7	2391.2	2232.2	2030.6	2040.4	2090.7	2221.3
67.5°	2485.6	2316.6	2250.4	2285.7	2531.8	2582.1	2434.3	2148.8	2114.3	2135.2	2291.3
70°	2435.7	2250.0	2202.3	2287.9	2588.9	2665.0	2477.8	2115.7	2042.3	2043.3	2224.7
72.5°	2058.1	1881.3	1903.9	2061.0	2453.7	2560.5	2276.5	1911.0	1760.7	1757.1	1921.7
75°	1361.0	1242.8	1332.0	1576.9	2039.9	2258.2	1886.2	1497.9	1309.4	1248.1	1375.3
77.5°	595.3	580.2	655.3	932.0	1390.6	1627.5	1351.2	978.5	712.2	592.3	647.0
80°	159.5	156.1	196.0	353.6	677.0	896.3	731.2	390.3	203.8	148.3	157.3
82.5°	58.1	59.6	72.7	99.0	223.0	377.4	242.9	114.0	77.1	63.2	63.2
85°	25.3	24.6	35.3	39.6	60.8	85.3	69.8	48.4	38.9	29.2	28.0
87.5°	6.8	8.5	11.9	12.4	15.8	12.9	18.5	17.0	14.6	10.2	8.3
90°	0.0	0.0	0.0	0.0	0.0	0.0	0.0	0.0	0.0	0.0	0.0

(END OF REPORT)